

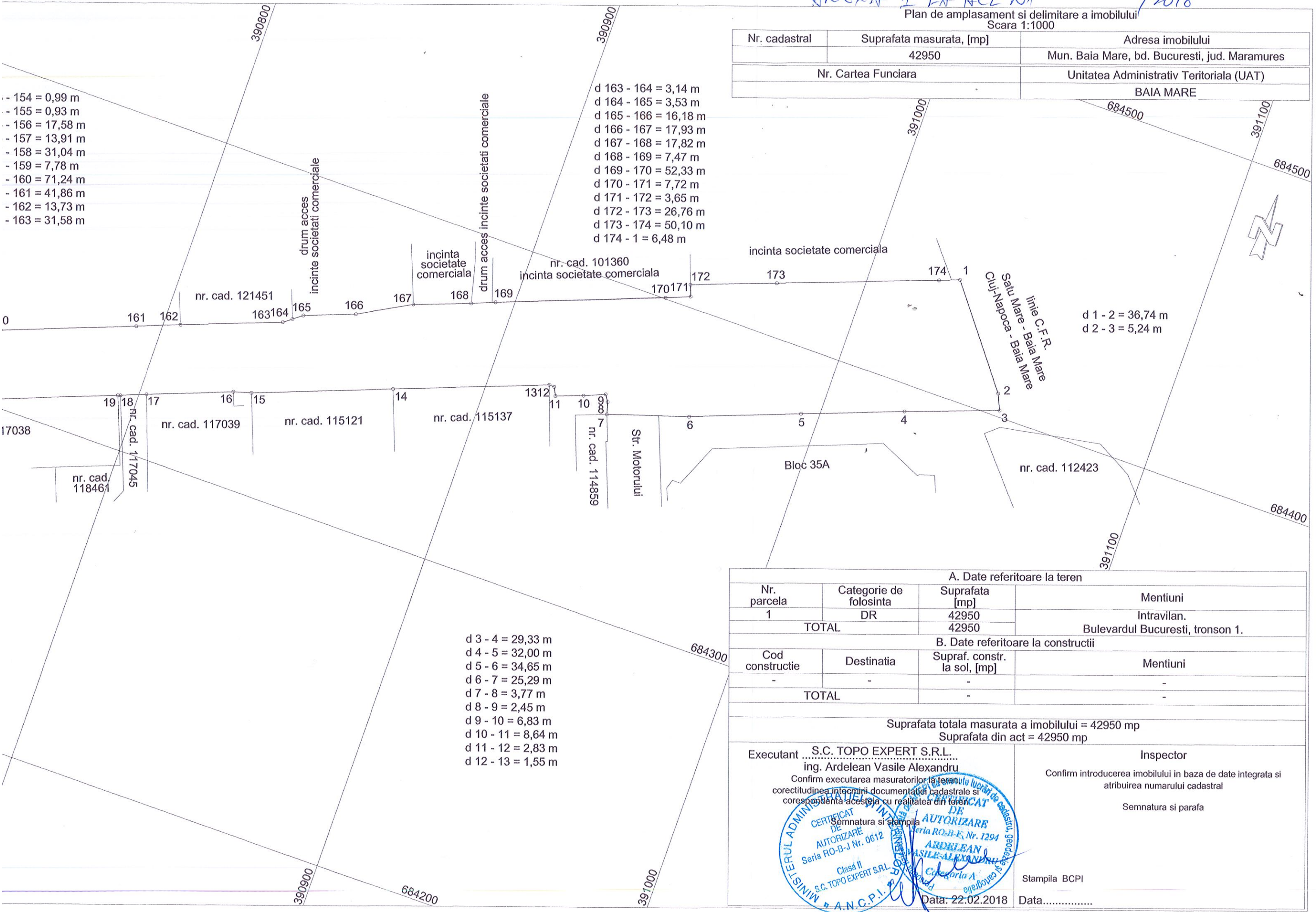
Plan de amplasament si delimitare a imobilului
Scara 1:1000

Nr. cadastral	Suprafata masurata, [mp]	Adresa imobilului
	42950	Mun. Baia Mare, bd. Bucuresti, jud. Maramures
Nr. Cartea Funciara		Unitatea Administrativ Teritoriala (UAT)
		BAIA MARE

- 154 = 0,99 m
- 155 = 0,93 m
- 156 = 17,58 m
- 157 = 13,91 m
- 158 = 31,04 m
- 159 = 7,78 m
- 160 = 71,24 m
- 161 = 41,86 m
- 162 = 13,73 m
- 163 = 31,58 m

- d 163 - 164 = 3,14 m
- d 164 - 165 = 3,53 m
- d 165 - 166 = 16,18 m
- d 166 - 167 = 17,93 m
- d 167 - 168 = 17,82 m
- d 168 - 169 = 7,47 m
- d 169 - 170 = 52,33 m
- d 170 - 171 = 7,72 m
- d 171 - 172 = 3,65 m
- d 172 - 173 = 26,76 m
- d 173 - 174 = 50,10 m
- d 174 - 1 = 6,48 m

- d 3 - 4 = 29,33 m
- d 4 - 5 = 32,00 m
- d 5 - 6 = 34,65 m
- d 6 - 7 = 25,29 m
- d 7 - 8 = 3,77 m
- d 8 - 9 = 2,45 m
- d 9 - 10 = 6,83 m
- d 10 - 11 = 8,64 m
- d 11 - 12 = 2,83 m
- d 12 - 13 = 1,55 m



A. Date referitoare la teren			
Nr. parcela	Categorie de folosinta	Suprafata [mp]	Mentiuni
1	DR	42950	Intravilan.
TOTAL		42950	Bulevardul Bucuresti, tronson 1.
B. Date referitoare la constructii			
Cod constructie	Destinatia	Supraf. constr. la sol, [mp]	Mentiuni
-	-	-	-
TOTAL		-	-

Suprafata totala masurata a imobilului = 42950 mp
Suprafata din act = 42950 mp

Executant S.C. TOPO EXPERT S.R.L.
ing. Ardelean Vasile Alexandru

Inspector
Confirm introducerea imobilului in baza de date integrata si atribuirea numarului cadastral

Confirm executarea masuratorilor la teren, corectitudinea intocmirii documentatiei cadastrale si corespondenta acesteia cu realitatea din teren.

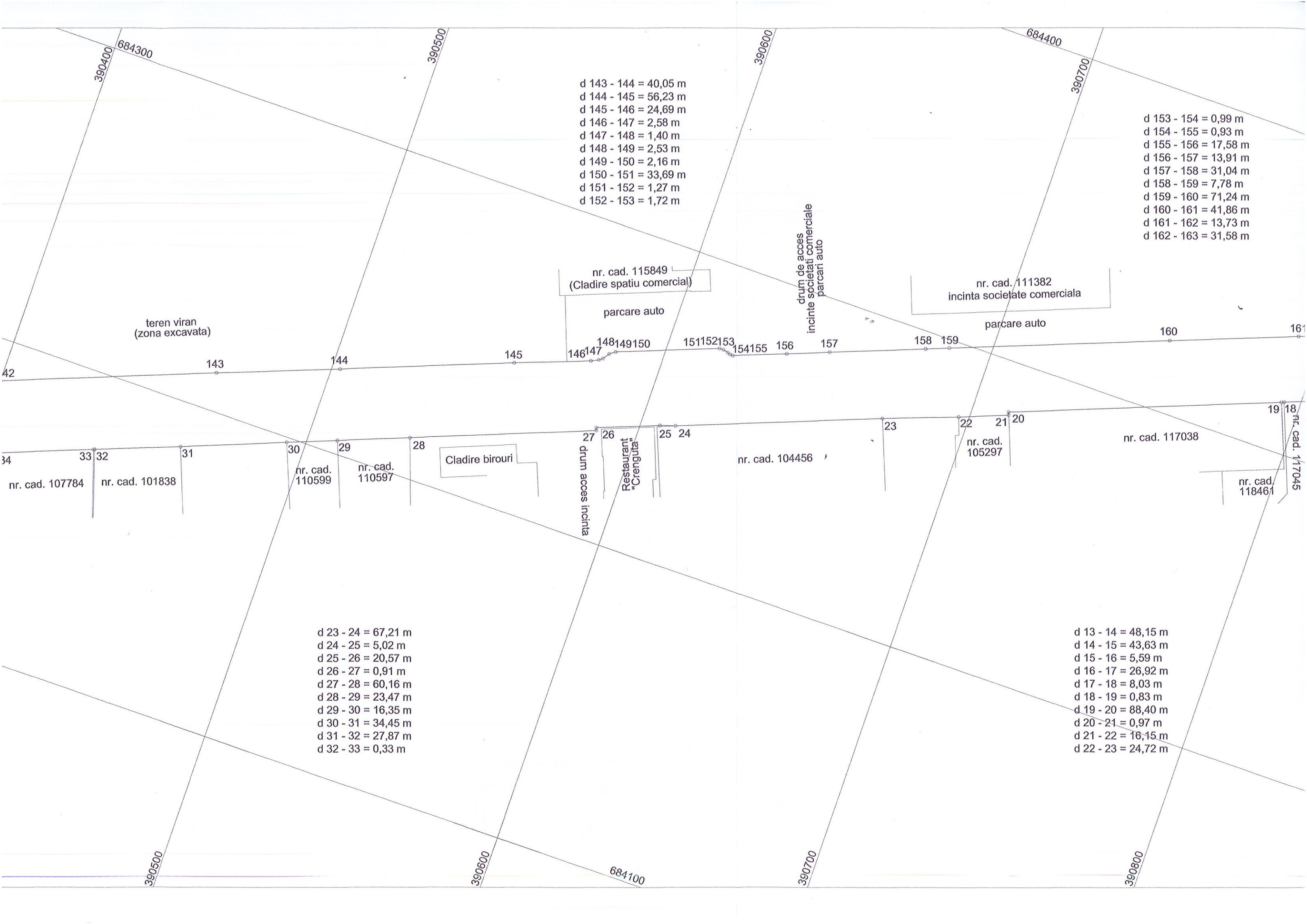
Semnatura si stampila

Stampila BCPI

Semnatura si parafa

Stampila BCPI

Data: 22.02.2018



d 143 - 144 = 40,05 m
 d 144 - 145 = 56,23 m
 d 145 - 146 = 24,69 m
 d 146 - 147 = 2,58 m
 d 147 - 148 = 1,40 m
 d 148 - 149 = 2,53 m
 d 149 - 150 = 2,16 m
 d 150 - 151 = 33,69 m
 d 151 - 152 = 1,27 m
 d 152 - 153 = 1,72 m

d 153 - 154 = 0,99 m
 d 154 - 155 = 0,93 m
 d 155 - 156 = 17,58 m
 d 156 - 157 = 13,91 m
 d 157 - 158 = 31,04 m
 d 158 - 159 = 7,78 m
 d 159 - 160 = 71,24 m
 d 160 - 161 = 41,86 m
 d 161 - 162 = 13,73 m
 d 162 - 163 = 31,58 m

d 23 - 24 = 67,21 m
 d 24 - 25 = 5,02 m
 d 25 - 26 = 20,57 m
 d 26 - 27 = 0,91 m
 d 27 - 28 = 60,16 m
 d 28 - 29 = 23,47 m
 d 29 - 30 = 16,35 m
 d 30 - 31 = 34,45 m
 d 31 - 32 = 27,87 m
 d 32 - 33 = 0,33 m

d 13 - 14 = 48,15 m
 d 14 - 15 = 43,63 m
 d 15 - 16 = 5,59 m
 d 16 - 17 = 26,92 m
 d 17 - 18 = 8,03 m
 d 18 - 19 = 0,83 m
 d 19 - 20 = 88,40 m
 d 20 - 21 = 0,97 m
 d 21 - 22 = 16,15 m
 d 22 - 23 = 24,72 m

nr. cad. 115849
(Cladire spatiu comercial)

parcare auto

nr. cad. 111382
incinta societate comerciala

parcare auto

teren viran
(zona excavata)

Cladire birouri

Restaurant
"Crenguta"

nr. cad. 104456

nr. cad.
105297

nr. cad. 117038

nr. cad.
118461

nr. cad. 117045

drum de acces
incinta societati comerciale
parcari auto

drum acces incinta

390400
684300

390500

390600

684400

390700

390500

390600

684100

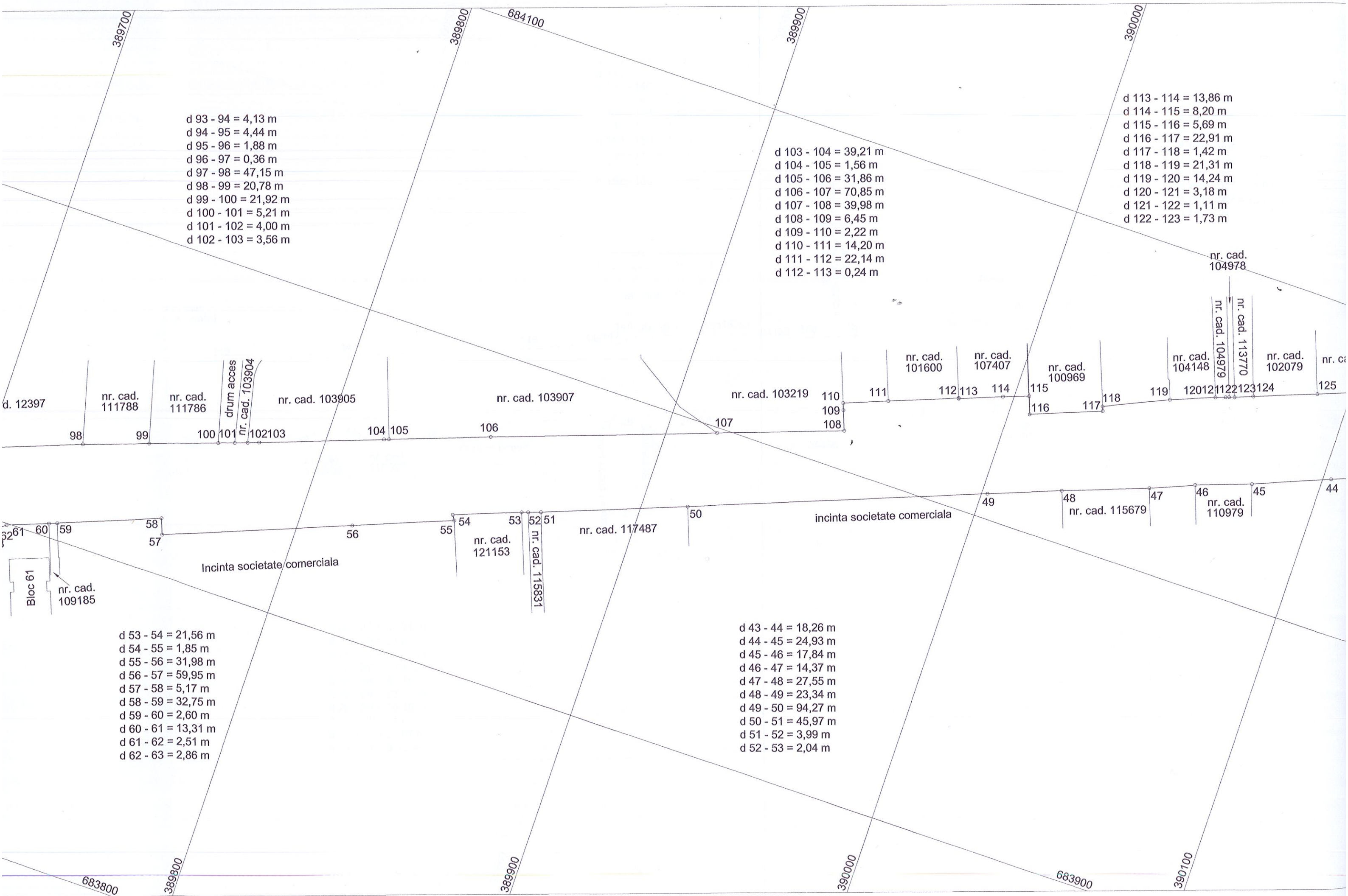
390700

390800

d 93 - 94 = 4,13 m
d 94 - 95 = 4,44 m
d 95 - 96 = 1,88 m
d 96 - 97 = 0,36 m
d 97 - 98 = 47,15 m
d 98 - 99 = 20,78 m
d 99 - 100 = 21,92 m
d 100 - 101 = 5,21 m
d 101 - 102 = 4,00 m
d 102 - 103 = 3,56 m

d 103 - 104 = 39,21 m
d 104 - 105 = 1,56 m
d 105 - 106 = 31,86 m
d 106 - 107 = 70,85 m
d 107 - 108 = 39,98 m
d 108 - 109 = 6,45 m
d 109 - 110 = 2,22 m
d 110 - 111 = 14,20 m
d 111 - 112 = 22,14 m
d 112 - 113 = 0,24 m

d 113 - 114 = 13,86 m
d 114 - 115 = 8,20 m
d 115 - 116 = 5,69 m
d 116 - 117 = 22,91 m
d 117 - 118 = 1,42 m
d 118 - 119 = 21,31 m
d 119 - 120 = 14,24 m
d 120 - 121 = 3,18 m
d 121 - 122 = 1,11 m
d 122 - 123 = 1,73 m



nr. cad. 104978

nr. cad. 104979

nr. cad. 113770

nr. cad. 102079

nr. cad.

nr. cad. 101600

nr. cad. 107407

nr. cad. 100969

nr. cad. 104148

nr. cad. 111788

nr. cad. 111786

nr. cad. 103905

nr. cad. 103907

nr. cad. 103219

d. 12397

Incinta societate comerciala

incinta societate comerciala

Bloc 61

d 53 - 54 = 21,56 m
d 54 - 55 = 1,85 m
d 55 - 56 = 31,98 m
d 56 - 57 = 59,95 m
d 57 - 58 = 5,17 m
d 58 - 59 = 32,75 m
d 59 - 60 = 2,60 m
d 60 - 61 = 13,31 m
d 61 - 62 = 2,51 m
d 62 - 63 = 2,86 m

d 43 - 44 = 18,26 m
d 44 - 45 = 24,93 m
d 45 - 46 = 17,84 m
d 46 - 47 = 14,37 m
d 47 - 48 = 27,55 m
d 48 - 49 = 23,34 m
d 49 - 50 = 94,27 m
d 50 - 51 = 45,97 m
d 51 - 52 = 3,99 m
d 52 - 53 = 2,04 m

nr. cad. 121153

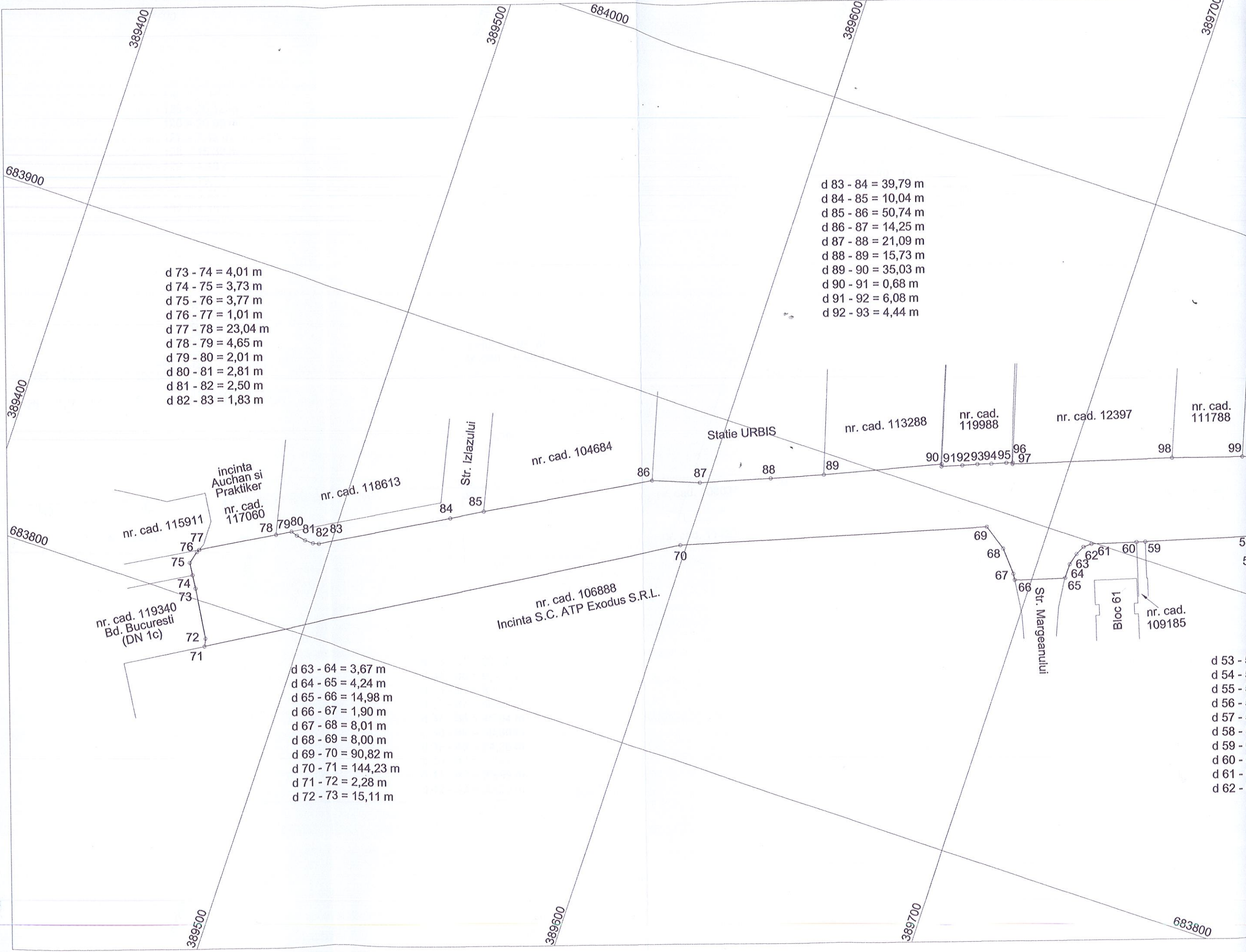
nr. cad. 115831

nr. cad. 117487

nr. cad. 115679

nr. cad. 110979

nr. cad. 109185



d 73 - 74 = 4,01 m
 d 74 - 75 = 3,73 m
 d 75 - 76 = 3,77 m
 d 76 - 77 = 1,01 m
 d 77 - 78 = 23,04 m
 d 78 - 79 = 4,65 m
 d 79 - 80 = 2,01 m
 d 80 - 81 = 2,81 m
 d 81 - 82 = 2,50 m
 d 82 - 83 = 1,83 m

d 83 - 84 = 39,79 m
 d 84 - 85 = 10,04 m
 d 85 - 86 = 50,74 m
 d 86 - 87 = 14,25 m
 d 87 - 88 = 21,09 m
 d 88 - 89 = 15,73 m
 d 89 - 90 = 35,03 m
 d 90 - 91 = 0,68 m
 d 91 - 92 = 6,08 m
 d 92 - 93 = 4,44 m

d 63 - 64 = 3,67 m
 d 64 - 65 = 4,24 m
 d 65 - 66 = 14,98 m
 d 66 - 67 = 1,90 m
 d 67 - 68 = 8,01 m
 d 68 - 69 = 8,00 m
 d 69 - 70 = 90,82 m
 d 70 - 71 = 144,23 m
 d 71 - 72 = 2,28 m
 d 72 - 73 = 15,11 m

d 53 - 54 =
 d 54 - 55 =
 d 55 - 56 =
 d 56 - 57 =
 d 57 - 58 =
 d 58 - 59 =
 d 59 - 60 =
 d 60 - 61 =
 d 61 - 62 =
 d 62 - 63 =

683900

389400

683800

389400

389500

684000

389600

389700

389500

389600

389700

683800

nr. cad. 115911

nr. cad. 119340
Bd. Bucuresti
(DN 1c)

incinta
Auchan si
Praktiker
nr. cad.
117060

nr. cad. 118613

nr. cad. 104684

nr. cad. 106888
Incinta S.C. ATP Exodus S.R.L.

Statie URBIS

nr. cad. 113288

nr. cad.
119988

nr. cad. 12397

nr. cad.
111788

Str. Izlazului

Str. Margeanului

Bloc 61

nr. cad.
109185

73 74 75 76 77 78 79 80 81 82

83 84 85 86 87 88 89 90 91 92

63 64 65 66 67 68 69 70 71 72

53 54 55 56 57 58 59 60 61 62

74 75 76 77

71 72 73

78 79 80 81 82 83

84 85

86 87 88 89

90 91 92 93 94 95 96 97 98 99

60 61 62 63 64 65 66 67 68 69

57 58 59 60 61 62 63 64 65 66 67 68 69

54 55 56 57 58 59 60 61 62 63

51 52 53 54 55 56 57 58 59 60 61 62 63

48 49 50 51 52 53 54 55 56 57 58 59 60 61 62 63